

STR-3

Standard 3-phase 230 VAC transformer controller



The STR-3 series of transformer fan speed controllers regulate the rotational speed of three-phase voltage controllable motors by varying the output voltage. They are equipped with auto-transformers and control the speed manually in five steps. The used technology provides a regulated output voltage with a perfect sinusoidal shape.

Key features

- Wide power range: 3,5–13,0 A
- 5-step rotary switch for manual control plus off-position
- LED status indication

Technical specifications

Supply voltage	3x 230 VAC / 50–60 Hz	
Max. motor current (Imax)	3,5–13,0 A, depending on the product version	
Unregulated output	230 VAC (Imax 2 A)	
Enclosure	sheet steel (RAL 7035, polyester powder coating)	
Protection standard	IP54 (according to EN 60529)	
Ambient conditions	Temperature	-20–35 °C
	Rel. humidity	5–95 % rH (non-condensing)



Article codes

Article code	Rated max. current [A]
STR-3-35L10	3,5
STR-3-50L10	5,0
STR-3-75L10	7,5
STR-3100L10	10,0
STR-3130L10	13,0

Voltage

Knob position	0	1	2	3	4	5
Regulated output [VAC]	0	80	110	140	170	230
Unregulated output [VAC]	0	230	230	230	230	230

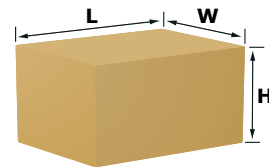
Area of use

- Fan speed control of voltage controllable three-phase motors (pumps and fans) in ventilation systems
- For indoor use only

Wiring and connections

Pe	Earth terminals
R	Power supply 3*230 VAC / 50–60 Hz
S	
T	
N	
L1	Unregulated output, phase (230 VAC / 50–60 Hz)
U	Regulated output to motor
V	
W	

Packaging



Article code	Packaging	Length [mm]	Width [mm]	Height [mm]	Net weight [kg]	Gross weight [kg]
STR-3-35L10	Unit (1 pc.)	340	310	210	11,25	11,71
STR-3-50L10	Unit (1 pc.)	340	310	210	12,62	13,12
STR-3-75L10	Unit (1 pc.)	430	310	255	18,17	18,70
STR-3100L10	Unit (1 pc.)	430	310	255	21,21	21,74
STR-3130L10	Unit (1 pc.)	430	310	255	27,60	28,10

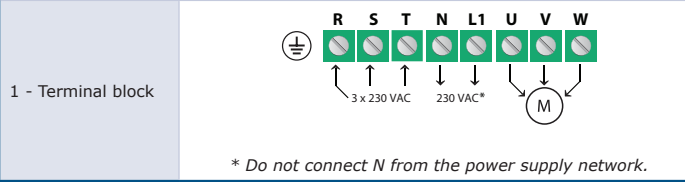

STR-3

Standard 3-phase 230 VAC transformer controller

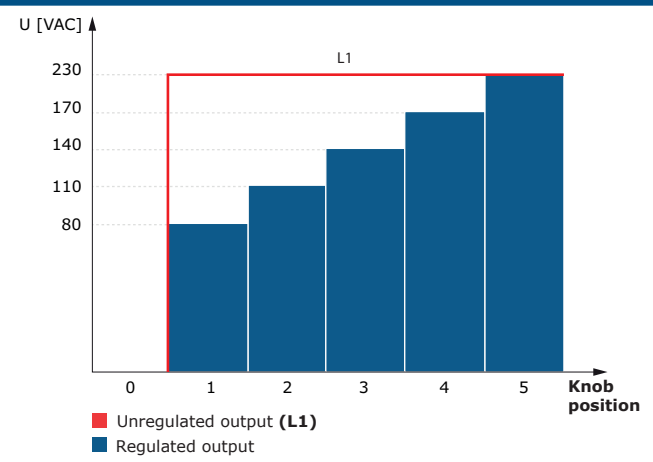


Legend

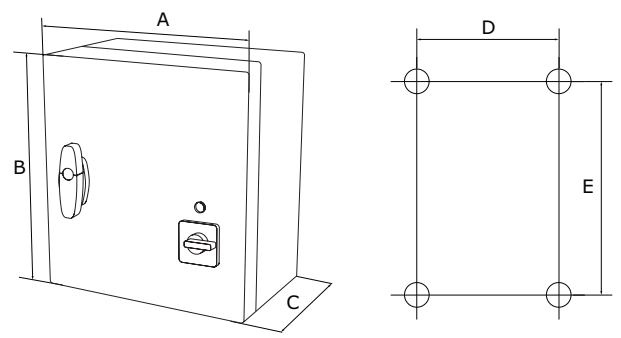
STR-3-35L10, STR-3-50L10, STR-3-75L10



Operational diagram



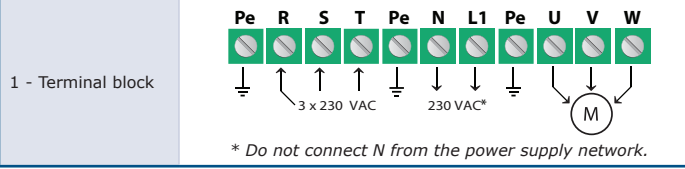

Fixing and dimensions



Article code	A [mm]	B [mm]	C [mm]	D [mm]	E [mm]
STR-3-35L10	300	325	185	255	255
STR-3-50L10	300	325	185	255	255
STR-3-75L10	300	425	185	255	255
STR-3100L10	300	425	185	255	355
STR-3130L10	300	423	235	255	355

Legend

STR-3100L10, STR-3130L10



Standards

- Low Voltage Directive 2014/35/EC
- EMC Directive 2014/30/EC: EN 61326
- WEEE Directive 2012/19/EC
- RoHS Directive 2011/65/EC

