



# ODMFM-R

## Multifunctional outdoor transmitter

The ODMFM-R are multifunctional outdoor transmitters which measure temperature, relative humidity, CO<sub>2</sub> level and ambient light. Based on these measurements, the dew-point temperature can be calculated. They are Power over Modbus supplied and all parameters and the output are accessible via Modbus RTU.

### Key features

- Suitable for harsh environments
- Selectable temperature, relative humidity and CO<sub>2</sub> ranges
- Bootloader for updating the firmware via Modbus RTU communication
- Day / Night detection via ambient light sensor
- Ambient light sensor with adjustable 'active' and 'standby' level
- Modbus RTU (RS485)
- Removable CO<sub>2</sub> sensor element for easy calibration and verification
- Long-term stability and accuracy

### Technical specifications

Supply voltage	24 VDC, Power over Modbus	
Maximum power consumption	1,2 W	
Nominal or average power consumption in normal operation	0,9 W	
Imax	50 mA	
Typical range of use	Temperature range	-30—70 °C
	Relative humidity range	0—100 % rH (non-condensing)
	CO <sub>2</sub> range	0—2.000 ppm
Accuracy		±0,4 °C (-30—70 °C)
		±3 % rH (0—100 % rH)
Protection standard	IP65	
Ambient conditions	Temperature	-30—70 °C
	Rel. humidity	0—100 % rH (non-condensing)




### Article codes

	Supply	Connection
ODMFM-R	24 VDC, PoM	RJ45

### Area of use

- Monitoring of temperature, relative humidity and CO<sub>2</sub> levels
- Suitable for both indoor and outdoor use (e.g. open-air spaces, multi-storey and subterranean car parks, residential and commercial buildings)

### Settings



1 - PROG header, P1		Put a jumper onto pins 1 and 2 and wait for at least 5 seconds to reset the Modbus communication parameters
		Put a jumper onto pins 3 and 4 and restart the supply to enter bootloader mode
2 - Ambient light sensor		Low light intensity / Active / Standby

### Wiring and connections

24 VDC	Supply voltage 24 VDC
GND	Ground
A	Modbus RTU communication, signal A
/B	Modbus RTU communication, signal /B



### Global trade item numbers (GTIN)

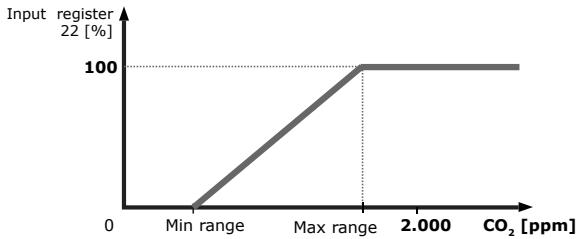
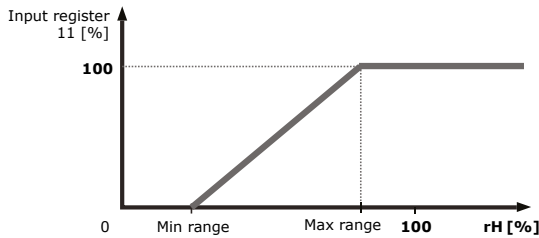
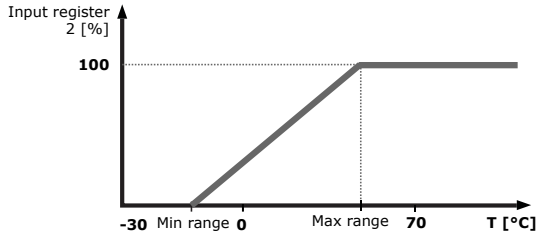
Packaging	ODMFM-R
Unit	05401003010679



# ODMFM-R

## Multifunctional outdoor transmitter

### Operational diagram(s)



### Modbus registers

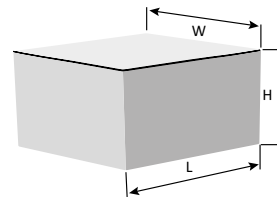


The Sensistant Modbus configurator allows you to easily monitor and/or configure Modbus parameters. The parameters of the unit can be monitored / configured through the 3SModbus software platform. You can download it from the following link:



<https://www.sentera.eu/en/3SMCenter>  
For more information about the Modbus registers, please refer to the product Modbus Register Map.

### Packaging



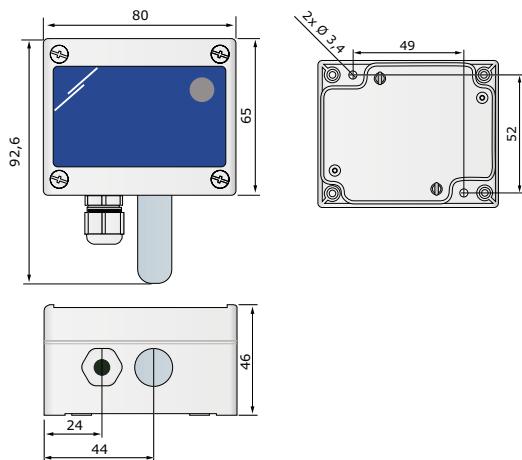
Article	Packaging	Length [mm]	Width [mm]	Height [mm]	Net weight	Gross weight
ODMFM-R	Unit (1 pc.)	110	90	50	0,125 kg	0,155 kg
	Box (80 pcs.)	590	380	280	10,00 kg	13,26 kg

### Standards

- Low Voltage Directive 2014/35/EC:
  - EN 60529:1991 Degrees of protection provided by enclosures (IP Code) Amendment AC:1993 to EN 60529
- EMC Directive 2014/30/EC:
  - EN 61000-6-1:2007 Electromagnetic compatibility (EMC) - Part 6-1: Generic standards - Immunity for residential, commercial and light-industrial environments
  - EN 61000-6-3:2007 Electromagnetic compatibility (EMC) - Part 6-3: Generic standards - Emission standard for residential, commercial and light-industrial environments Amendments A1:2011 and AC:2012 to EN 61000-6-3
  - EN 61326-1:2013 Electrical equipment for measurement, control and laboratory use - EMC requirements - Part 1: General requirements
  - EN 61326-2-3:2013 Electrical equipment for measurement, control and laboratory use - EMC requirements - Part 2-3: Particular requirements - Test configuration, operational conditions and performance criteria for transducers with integrated or remote signal conditioning
- RoHS Directive 2011/65/EC



### Fixing and dimensions





# ODMFM-R

Multifunctional outdoor transmitter

## Application example

