



HPS -2

Differential pressure transmitter

The HPS -2 series are differential pressure transmitters, which are equipped with a fully digital pressure transducer designed for a wide range of applications. Air velocity readout is available by connecting an external Pitot tube connection set. All parameters are accessible via Modbus RTU (3SModbus software or Sensistant). They also feature integrated K-factor and an analogue / modulating output (0–10 VDC / 0–20 mA / 0–100 % PWM).

Key features

- Built-in digital high resolution differential pressure sensor
- Air velocity detection (by using an external PSET-PTX-200 Pitot tube connection set)
- Selectable response time: 0,1–10 s
- Implemented K-factor
- Differential pressure, volume flow⁽¹⁾ or air velocity⁽²⁾ readout via Modbus RTU
- Modbus registers reset function (to factory pre-set values)
- Selectable internal voltage source for PWM output: 3,3 / 12 VDC
- Four LEDs with for status indication
- Modbus RTU communication
- Sensor calibration procedure
- Selectable minimum and maximum operating ranges
- Selectable analogue / digital output
- Aluminium pressure connection nozzles



Article codes

Codes	Power supply	Maximum power consumption	Nominal power consumption	Imax	Operating range
HPS-F-1K0 -2	18–34 VDC	1,3 W	1,26 W	70 mA	0–1.000 Pa
HPS-F-2K0 -2					0–2.000 Pa
HPS-F-4K0 -2					0–4.000 Pa
HPS-F-10K -2					0–10.000 Pa
HPS-G-1K0 -2	18–34 VDC /	1,3 W	1,26 W	70 mA	0–1.000 Pa
HPS-G-2K0 -2					0–2.000 Pa
HPS-G-4K0 -2	15–24 VAC ±10 %	1 W	0,9 W	71 mA	0–4.000 Pa
HPS-G-10K -2					0–10.000 Pa

Technical specifications

Selectable analogue / modulating output	0–10 VDC mode	min. load 50 kΩ (R _L ≥ 50 kΩ)
	0–20 mA mode	max. load 500 Ω (R _L ≤ 500 Ω)
	PWM mode	PWM Frequency: 1 kHz, min. load 50 kΩ (R _L ≥ 50 kΩ)
Minimum differential pressure range span	50 Pa	
Minimum volume flow range span	10 m ³ /h	
Minimum air velocity range span	1 m/s	
Operating modes	Differential pressure	
	Volume flow ⁽¹⁾	
	Air velocity ⁽²⁾	
Accuracy	±2 % of the operating range	
Protection standard	IP65 (according to EN 60529)	
Ambient conditions	Temperature	-5–65 °C
	Rel. humidity	< 95 % rH (non-condensing)

Area of use

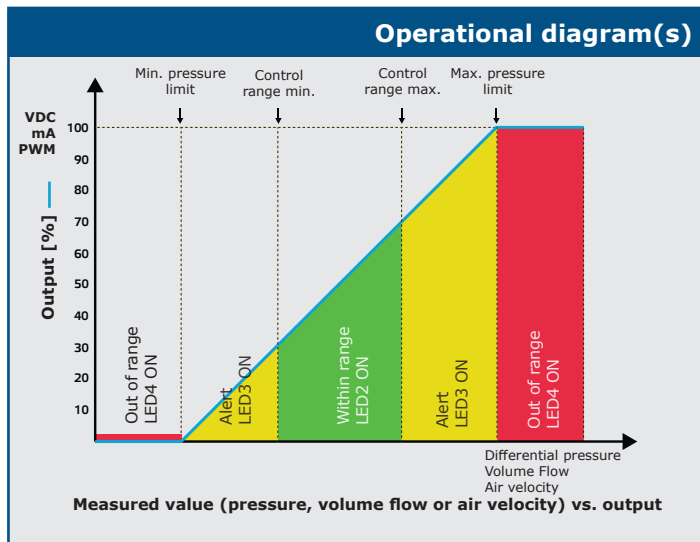

- Differential pressure, air velocity⁽²⁾ or volume flow⁽¹⁾ measurement in HVAC applications
- Overpressurizing applications: clean rooms to avoid particle contamination or staircases for fire safety
- Underpressurizing applications: restaurant kitchens and biohazard laboratories
- Volume flow application: ensuring the minimum legal ventilation rate (m³/h) for buildings

⁽¹⁾ Only when K-factor of fan / drive is known. If K-factor is unknown, volume flow can be calculated via multiplying the duct cross-sectional area (A) by the air flow velocity (V) using the formula: $Q = A \cdot V$

⁽²⁾ By using an external PSET-PTX-200 Pitot tube connection set

HPS -2

Differential pressure transmitter



Settings

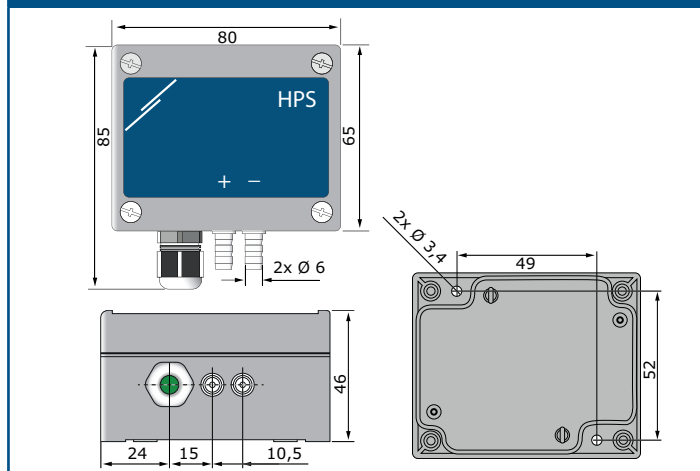
1 - Sensor calibration and Modbus register reset tact switch (SW1)		Push to start the Modbus RTU register factory reset or the sensor calibration
2 - Red LED4	Continuous	Measured differential pressure, air volume or air velocity is out of range
	Blinking	Sensor element failure
3 - Yellow LED3	On	Measured differential pressure, air volume or air velocity is in the alert range
4 - Green LED2	On	Measured differential pressure, air volume or air velocity is within range
5 - Green LED1	On	Power OK; active Modbus RTU communication
6 - Modbus holding registers reset jumper (P4)*		Put a jumper onto pins 1 and 2 for at least 20 s to reset holding registers 1-3
7 - Internal pull-up resistor jumper JP1		PWM output is connected to internal +3,3 VDC or +12 VDC source***
		PWM has to be connected to external voltage source via external pull-up resistor

* The reset jumper is not included in the set

** indicates closed position of the jumper.

***The voltage source depends on the value in holding register 54.

Fixing and dimensions



Wiring and connections

Article type	HPS-F		HPS-G	
	Vin	18-34 VDC	18-34 VDC	13-26 VAC
GND	Ground	Common ground*	AC ~*	
A	Modbus RTU (RS485), signal A			
/B	Modbus RTU (RS485), signal /B			
AO1	Analogue / modulating output (0-10 VDC / 0-20 mA / PWM)			
GND	Ground AO1	Common ground*		
Connections	Cable cross section	1,5 mm ²		
	Cable gland clamping range	3-6 mm		
	Connecting tube diameter	6 mm		

***Attention!** The -F version of the product is not suited for 3-wire connection. It has separate grounds for power supply and analogue output. Connecting both grounds together might result in incorrect measurements. Minimum 4 wires are required to connect -F type sensors.

The -G version is intended for 3-wire connection and features a 'common ground'. This means that the ground of the analogue output is internally connected with the ground of the power supply. For this reason, -G and -F types cannot be used together on the same network. Never connect the common ground of -G type articles to other devices powered by a DC voltage. Doing so might cause permanent damage to the connected devices.

Standards


• Low Voltage Directive 2014/35/EC



• EMC Directive 2014/30/EC: EN 61000-6-2: 2005/AC:2005, EN 61000-6-3:2007/A1:2011/AC:2012, EN 61326-2-3:2013

• WEEE Directive 2012/19/EC

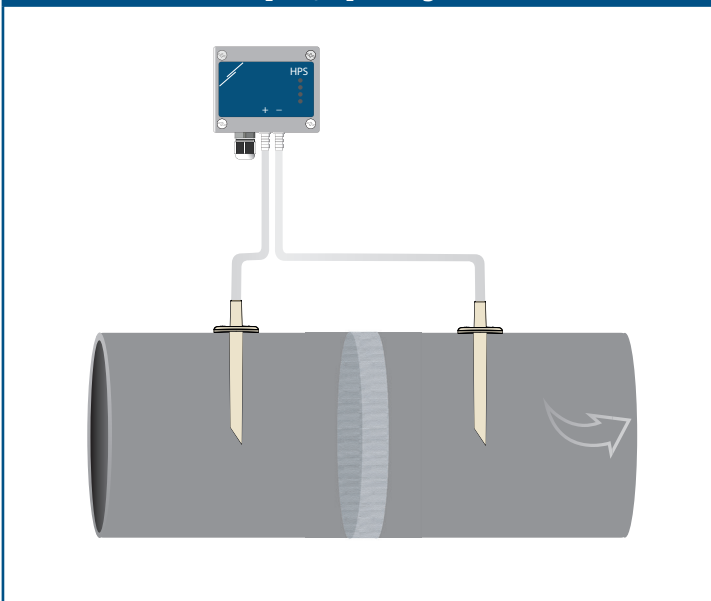
• RoHS Directive 2011/65/EC



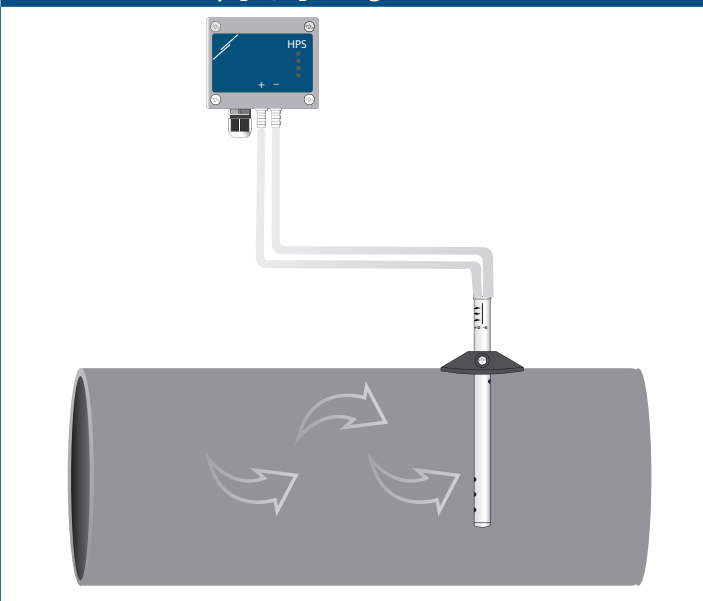
HPS -2

Differential pressure transmitter

Application 1: Measuring differential pressure [Pa] or air flow volume [m³/h] using PSET-PVC



Application 2: Measuring supplied air volume [m³/h] or airflow velocity [m/s] using PSET-PT



Modbus registers



The Sensistant Modbus configurator allows you to easily monitor and/or configure Modbus parameters.

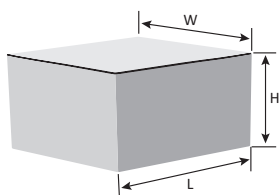
The parameters of the unit can be monitored / configured through the 3SModbus software platform. You can download it from the following link:

<https://www.sentera.eu/en/3SMCenter>



For more information about the Modbus registers, please refer to the product Modbus Register Map.

Packaging



Article	Packaging	Length [mm]	Width [mm]	Height [mm]	Net weight	Gross weight
HPS -2	Unit (1 pc.)	95	85	70	0,12 kg	0,13 kg
	Carton (10 pcs.)	495	185	87	1,20 kg	1,30 kg
	Box (60 pcs.)	590	380	280	7,2 kg	7,8 kg